

SPECIFICATION SHEET FOR Wall Blaster



RoHS



Je Woo Corporation, Ltd.
Dong Sheng Industrial Park, Dong Sheng Village, Chen Jiang
Subdistrict office, Zhong Kai High-Tech Development Zone, Hui
Zhou City, Guang Dong, P.R.C.
Tel: 86-752-312-5585
Fax: 86-752-312-5586 / 5587

Table Of Content

Revision History ----- 1

Product Photo ----- 2

Product Dimension----- 2

Technical Data ----- 3

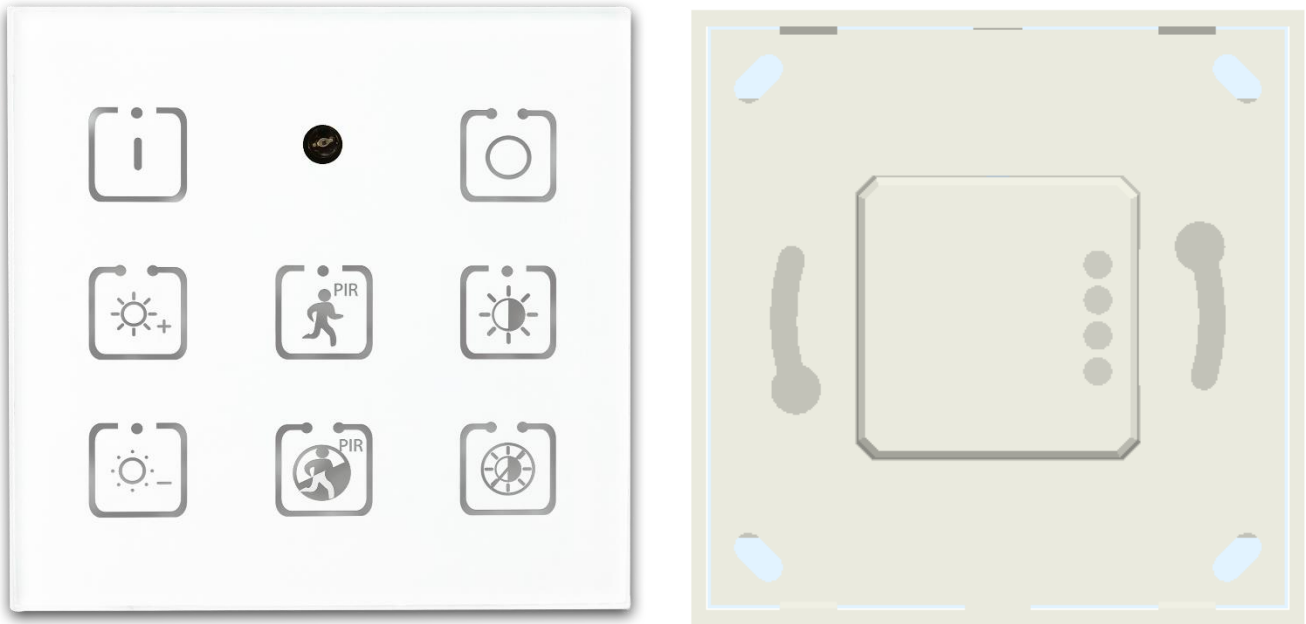
Key Function Description ----- 3

Packaging ----- 4

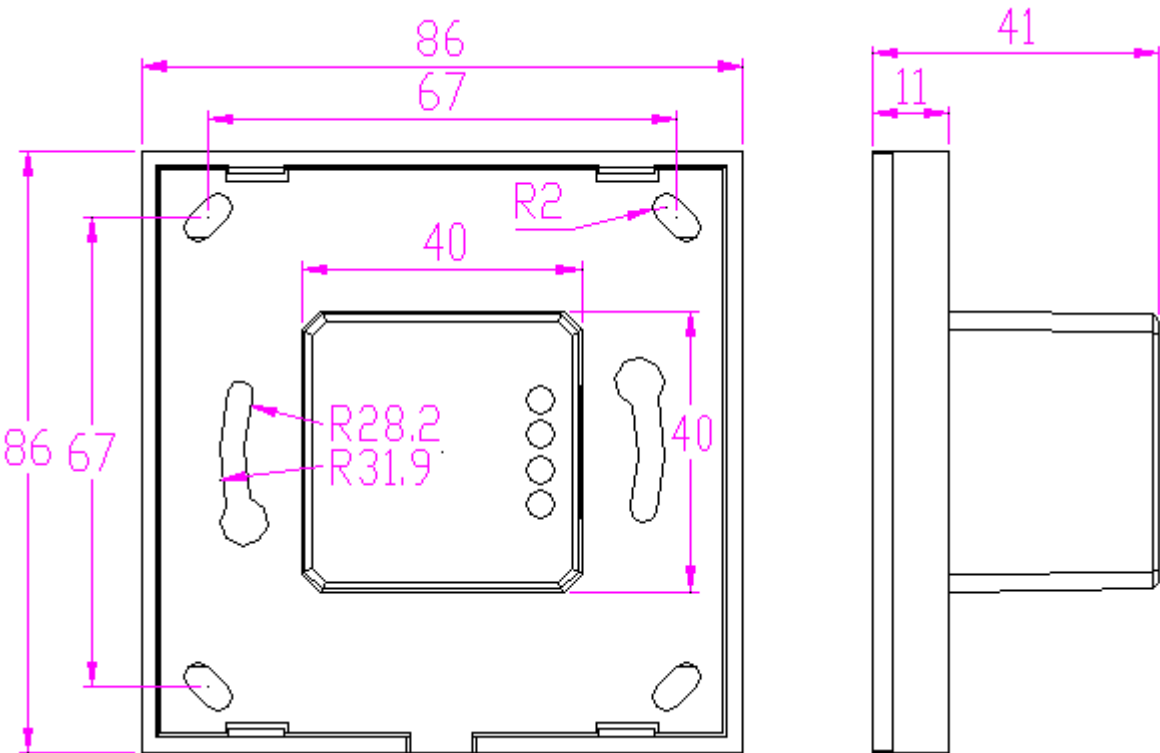
Revision History

Revised Symbol	Revised Description	Version	Revised By	Revised Date
	New create	F.0		2017.05.23

Product Photo




Product Dimension



Technical Data

Input Power Supply	100~240 VAC
Mains frequency mains adapter	50 / 60 Hz
Power	< 0.5 Watts
Ambient temperature ta	-20 ... +45 ° C
Product environment for use	Indoor areas, recommended install height of 1.3m
Dimensions L x W x H	86 x 86 x 41 mm
Mounting	Wall embedded
Emitter angle	0° ~50°
Communication distance	Max 3.5metres

Key Function Description



- Power ON, Power OFF, Motion Sensor ON, Motion Sensor OFF, Ambient Sensor ON, Ambient Sensor OFF, are all broadcast command if you pressed.
- But those 2 keys, Dimming up and Dimming down, have different functions.
- If you just short press it, it will emitter "send command". That means this operation only set a few fittings around this device.
- If you long press 3~4 seconds, wall blaster will emitter "broadcast command", so all fittings in this room will be set.
- The reason for two way of pressing is that user can change the Dimming level he wanted firstly, then broadcast this set to all room. It's time-saving and friendly.

Packaging

